










# DSpace Community Networking Survey April 2009

1. Are you currently using or evaluating the DSpace platform?			
		Response Percent	Response Count
Yes, using DSpace		76.7%	237
Yes, evaluating DSpace		18.4%	57
No		4.9%	15
<i>answered question</i>			<b>309</b>
<i>skipped question</i>			<b>0</b>

2. Please provide the information below. The information will be used to help build a DSpace community network.			
		Response Percent	Response Count
Your Name:		100.0%	261
Position:		96.9%	253
Organization:		98.1%	256
Email Address:		98.9%	258
Repository Name:		81.2%	212
Repository URL (if public):		64.4%	168
<i>answered question</i>			<b>261</b>
<i>skipped question</i>			<b>48</b>










3. What type of institution/organization do you represent? Choose all that apply.

		Response Percent	Response Count
Academic (i.e, college, university, technical school)		83.4%	216
Research Center		19.3%	50
Museum/Gallery		1.2%	3
Archive/Public Library		10.0%	26
Consortium		3.5%	9
Government		9.7%	25
Medical Center/Hospital		3.1%	8
National Library		1.2%	3
Corporate		3.5%	9
Consulting/Service Provider		7.7%	20
	Other (please specify)		6
	<b>answered question</b>		<b>259</b>
	<b>skipped question</b>		<b>50</b>

4. How many full-time equivalent staff work on your repository? Enter as numbers (i.e. 1.0, 1.5). If appropriate, use fractions for individuals that have more than one role.

		Response Percent	Response Count
Administrators/Library Director		63.0%	148
<b>Repository Managers</b>		<b>77.9%</b>	<b>183</b>
Library Staff		75.7%	178
Systems Manager		67.7%	159
Developers/Programmers		72.3%	170
Other		26.4%	62
	<b>answered question</b>		<b>235</b>
	<b>skipped question</b>		<b>74</b>







**5. Which of the following best describe your established (or anticipated) communities and collections in your repository?  
Choose all that apply.**





		<b>Response Percent</b>	<b>Response Count</b>
<b>Faculty/Student Output (i.e. publications, presentations, thesis, dissertations)</b>		<b>82.2%</b>	<b>198</b>
Learning Resources (i.e. course packs)		29.0%	70
History/Art archives preservation		29.9%	72
Community/Cultural project		13.7%	33
Research or development organization/project		32.8%	79
Government Documents		12.9%	31
Non-government Records/Reports		14.9%	36
Corporate Repository		8.3%	20
Subject/Special Collections		44.4%	107
	Other (please specify)		16
		<b><i>answered question</i></b>	<b>241</b>
		<b><i>skipped question</i></b>	<b>68</b>

6. How are the communities/collections in your repository structured? Choose all that apply.			Response Percent	Response Count
by department		63.7%	142	
by school		35.0%	78	
by type of material		35.0%	78	
by library collections		25.1%	56	
by topics/subjects		35.4%	79	
Other (please specify)				27
			<b>answered question</b>	<b>223</b>
			<b>skipped question</b>	<b>86</b>

7. What metadata do you store with your items in DSpace? Please check all that apply.			Response Percent	Response Count
Dublin Core (the default configuration or standard DCMI vocabulary)		79.7%	181	
Customized Dublin Core		38.3%	87	
RDF, stored in a bitstream in the item		6.2%	14	
MARCXML		3.1%	7	
MARC-MODS (Metadata Object Description)		5.7%	13	
PREMIS		1.3%	3	
Other (please specify)				18
			<b>answered question</b>	<b>227</b>
			<b>skipped question</b>	<b>82</b>

8. When did your DSpace repository go into production? Enter as a date or estimated date (i.e. Jan 06, Aug 09, or still evaluating).		
		Response Count
		166
	<i>answered question</i>	<b>166</b>
	<i>skipped question</i>	<b>143</b>






9. How many items do you estimate are currently deposited in your repository?			
		Response Percent	Response Count
<100		23.0%	53
<b>between 101-2,500</b>		<b>38.3%</b>	<b>88</b>
between 2,501-5,000		14.3%	33
between 5,001-10,000		8.7%	20
between 10,001-50,000		10.4%	24
>50,001		5.2%	12
	<i>answered question</i>		<b>230</b>
	<i>skipped question</i>		<b>79</b>

10. Approximately what percentage of records in your repository have a full text item (bitstreams) attached? In other words, if you have metadata/citation only records, what percentage of the records in your repository have file attachments?			
		Response Percent	Response Count
<b>100%</b>		<b>60.2%</b>	<b>136</b>
75%		16.8%	38
50%		7.1%	16
<50%		15.9%	36
	<i>answered question</i>		<b>226</b>
	<i>skipped question</i>		<b>83</b>







11. What type of content do you have in your repository now or plan to have in the future? Select all that apply.

	Have in DSpace now	Plan to store in DSpace in the future	Response Count
Referred scholarly articles	<b>74.3% (130)</b>	37.1% (65)	175
Thesis/dissertations	<b>74.1% (137)</b>	37.8% (70)	185
Teaching materials	47.4% (54)	<b>57.9% (66)</b>	114
Learning resources	46.7% (57)	<b>60.7% (74)</b>	122
Websites	43.2% (38)	<b>62.5% (55)</b>	88
Digital surrogates of library materials	<b>68.2% (73)</b>	41.1% (44)	107
Images	<b>59.5% (100)</b>	50.6% (85)	168
Video files	45.0% (68)	<b>62.3% (94)</b>	151
Link to streaming video	29.9% (29)	<b>74.2% (72)</b>	97
Audio files	50.7% (69)	<b>57.4% (78)</b>	136
Link to streaming audio	25.6% (20)	<b>76.9% (60)</b>	78
Datasets	36.5% (38)	<b>67.3% (70)</b>	104
Software source code	37.5% (21)	<b>66.1% (37)</b>	56
Government/legal documents	<b>62.7% (37)</b>	45.8% (27)	59
Emails	29.7% (11)	<b>81.1% (30)</b>	37
Infrastructure/Administrative (i.e. meeting minutes, inventory asset records)	45.3% (29)	<b>60.9% (39)</b>	64
Conference output	<b>70.7% (94)</b>	40.6% (54)	133
Technical reports	<b>66.9% (87)</b>	42.3% (55)	130
XML files	35.7% (20)	<b>67.9% (38)</b>	56
Metadata only (no files attached)	<b>55.9% (33)</b>	52.5% (31)	59
		Other (please specify)	17
		<b>answered question</b>	<b>233</b>
		<b>skipped question</b>	<b>76</b>

**12. What version(s) of DSpace is being used at your organization? If you are using multiple versions, please use the "Other" category to indicate which one is in production.**

		Response Percent	Response Count
< or = 1.2 or 1.2.x		10.7%	25
1.3 or 1.3.x		7.3%	17
1.4 or 1.4.x		35.6%	83
<b>1.5 or 1.5.x</b>		<b>50.6%</b>	<b>118</b>
Bleeding-edge SVN version		3.4%	8
Other (please specify)			12
		<b>answered question</b>	<b>233</b>
		<b>skipped question</b>	<b>76</b>



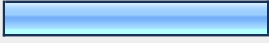


**13. We plan to upgrade to 1.5.x in**

		Response Percent	Response Count
<3 months		16.3%	38
<6 months		11.6%	27
<1 year		11.2%	26
<b>Already upgraded</b>		<b>37.3%</b>	<b>87</b>
Don't plan to upgrade		4.3%	10
Don't know		19.3%	45
		<b>answered question</b>	<b>233</b>
		<b>skipped question</b>	<b>76</b>












14. You indicated in the previous question that you either you do not plan to/you do not know if you will upgrade your DSpace repository, please describe why below.

		Response Count
		48
<i>answered question</i>		<b>48</b>
<i>skipped question</i>		<b>261</b>

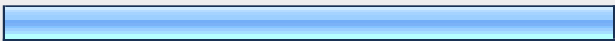

15. Which of the following best describes how much you've modified DSpace from the version you downloaded? Choose all that apply and describe.





		Response Percent	Response Count
Almost no changes (just configuration)		23.4%	51
<b>Minor cosmetics (e.g. stylesheet/fonts, added logo)</b>		<b>54.1%</b>	<b>118</b>
Significant user interface customization		28.9%	63
Implemented new features		29.4%	64
Significant changes to core code/architecture		8.3%	18
Please describe your modifications:			86
<i>answered question</i>			<b>218</b>
<i>skipped question</i>			<b>91</b>






16. Do you use any extra features or addons developed by other DSpace community members that are not in the DSpace release as downloaded from SourceForge.net? Please check all that apply.

		Response Percent	Response Count
Minho Statistics Package		10.1%	18
SWORD		5.6%	10
Google Indexing		18.0%	32
Integration of Sakai		1.1%	2
Integration of the Open Journal System		3.4%	6
Integration of DOME		0.6%	1
Integration of Moodle		2.2%	4
Integration of Shibboleth		7.3%	13
Creative Commons OPen URL		9.6%	17
SFX		7.9%	14
<b>We do not use any addons</b>		<b>62.4%</b>	<b>111</b>
		Other (please specify)	32
		<b>answered question</b>	<b>178</b>
		<b>skipped question</b>	<b>131</b>





17. Which user interface are you currently using in production? Choose all that apply.

		Response Percent	Response Count
JSP-UI		67.3%	138
XML-UI (Manakin)		39.0%	80
		<b>answered question</b>	<b>205</b>
		<b>skipped question</b>	<b>104</b>




18. Which interface do you prefer?			Response Percent	Response Count
JSP-UI			15.7%	34
<b>XML-UI (Manakin)</b>			<b>40.6%</b>	<b>88</b>
Don't know			37.8%	82
Neither			6.0%	13
			<b>answered question</b>	<b>217</b>
			<b>skipped question</b>	<b>92</b>

19. What operating system does your repository run on?			Response Percent	Response Count
UNIX			12.4%	25
<b>Linux</b>			<b>63.9%</b>	<b>129</b>
HP/UX			1.5%	3
Solaris			6.4%	13
Microsoft Windows			25.7%	52
			Other (please specify)	19
			<b>answered question</b>	<b>202</b>
			<b>skipped question</b>	<b>107</b>





20. What servlet engine and version do you use for your repository?

		Response Percent	Response Count
Jakarta Tomcat		86.5%	141
Jetty		4.3%	7
Caucho Resin		0.6%	1
Other		12.3%	20
		<b>answered question</b>	<b>163</b>
		<b>skipped question</b>	<b>146</b>





21. Which version of Java are you using?

		Response Percent	Response Count
< or = J2SE 5.0		36.1%	60
Java SE 6		56.6%	94
Java SE 7		7.2%	12
		<b>answered question</b>	<b>166</b>
		<b>skipped question</b>	<b>143</b>

22. What relational database and version do you use for your repository?

		Response Percent	Response Count
PostgreSQL		81.7%	134
Oracle		12.2%	20
MySQL		6.7%	11
Other		1.8%	3
		<b>answered question</b>	<b>164</b>
		<b>skipped question</b>	<b>145</b>

23. How do you currently back-up the data in your repository?		Response Count
		148
<i>answered question</i>		<b>148</b>
<i>skipped question</i>		<b>161</b>

24. What statistics package do you use to analyze your repository?			Response Percent	Response Count
Minho Stats Package			10.5%	18
University of Rochester Stats Package			8.8%	15
Google Analytics			35.1%	60
<b>We do not analyze the use of our repository</b>			<b>49.7%</b>	<b>85</b>
Other (please specify)				46
<i>answered question</i>				<b>171</b>
<i>skipped question</i>				<b>138</b>

25. The primary goal of the DSpace Global Outreach Committee is to help facilitate more regional support, trainings, user group meetings and resources for the DSpace user community world-wide. Please describe any specific projects you would like the DSpace Global Outreach Committee to work on below.		Response Count
		104
<i>answered question</i>		<b>104</b>
<i>skipped question</i>		<b>205</b>